

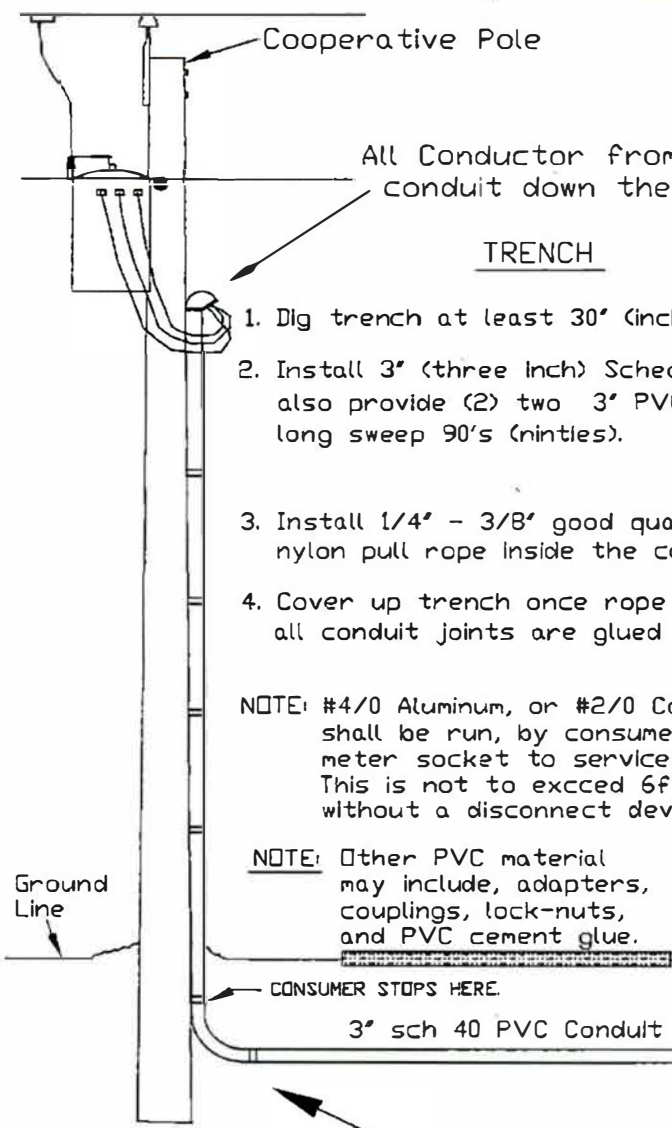
200 Ampere - Residential Underground Service Entrance

Underground Cable Installed in 3" Conduit

Applicant: _____
 Signature: _____
 Date: _____

Note: All current National Electric Code requirements will be the responsibility of the consumer prior to connection.

NOTE: Distance from pole to meter is NOT to exceed 125 feet without pre-approval.



All Conductor from Transformer to house, and conduit down the pole furnished by Cooperative

TRENCH

Call OUPS
1-800-362-2764

1. Dig trench at least 30" (inches) deep and 4 inches wide.
2. Install 3" (three inch) Schedule 40 PVC conduit, also provide (2) two 3" PVC sections called long sweep 90's (nintles).
3. Install 1/4" - 3/8" good quality, solid nylon pull rope inside the conduit.
4. Cover up trench once rope is in, and all conduit joints are glued together.

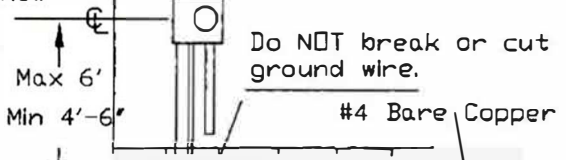
METER SOCKET SPEC:

URD Only - single position, ringless, 4 terminal side wired, (with grounding lug), 600 volt, 200 ampere rating.

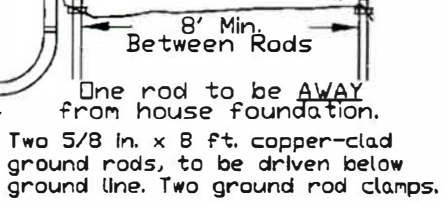
DO NOT RECESS METER SOCKET.

NOTE: #4/0 Aluminum, or #2/0 Copper shall be run, by consumer from meter socket to service panel. This is not to exceed 6ft. without a disconnect device.

NOTE: Other PVC material may include, adapters, couplings, lock-nuts, and PVC cement glue.



CONSUMER STOPS HERE.
3" sch 40 PVC Conduit



NOTE: Ground wire to run from meter socket or breaker panel and connect the two ground rods with one continuous wire.

WARNING - AT NO TIME SHOULD YOU PUT COPPER AND ALUMINUM TOGETHER UNDER THE SAME CONNECTOR. ALSO, CORROSION INHIBITOR MUST BE USED ON ALL ALUMINUM CONNECTIONS.